

ACUSTIDAN 16/2

Acustidan 16/2 is a multi-layer panel made of a high density bitumen based membrane and a porous textile layer.

Acoustically it works as a low frequency sound insulation.



TECHNICAL DATA

TECHNICAL DATA	VALUE	UNIT	STANDARD
Airborne sound insulation, R_w	48	dB	EN 140-3 EN 717-1
Thickness tolerance	< 5	%	EN 823
Length and width tolerance	< 5	%	EN 822
Membrane density	> 1600	kg/m ³	EN 845
Density of the porous material	50	kg/m ³	EN 845
Nominal membrane mass	3.25	kg/m ²	EN 1849-1
Airflow resistance of the porous textile	25	KPa.s/m ²	EN 29053
Resistance to tearing (nail shank)	> 370	KN/m	EN 12310-1
Tensile strength: longitudinal	> 480	N/5 cm	EN 12311-1
Tensile strength: transversal	> 275	N/5 cm	EN 12311-1
Work temperature	-20 / +70	°C	-
Dimensional stability	0	%	EN 13164
Reaction to fire	F	Euroclase	EN 13501-1
Bituminous membrane thermal conductivity 10°C	0.130	w/m°K	EN 12667 EN 12939
Textile layer thermal conductivity 10°C	0.040	w/m°K	EN 12667 EN 12939
Total thermal resistance	0.55	m ² K/w	EN 12667 EN 12939

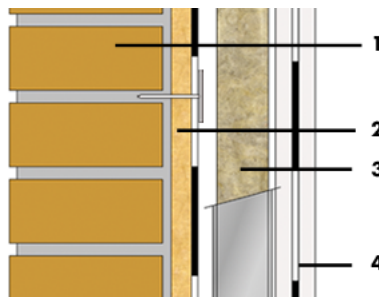
STANDARDS AND CERTIFICATION

Acoustic certifications resulting from approved laboratory tests.

Laboratory	Test (EN 140-3) No	Result (EN 717-1)
DANOSA	TAB2000/05/2004	$R_w = 36$ dB
Laboratorio Gobierno Vasco	B 0082-CT-95	$R_w = 49$ dB


SCOPE

- Commonly used in shops, bars, cinemas and discotheques, it improves the insulation against low frequencies compared to the traditional insulation based on mineral wool.
- Used inside plasterboard chambers in hotels or housing rehabilitation.
- Used around drain pipes to its isolation.



PRESENTATION


PRESENTATION	VALUE	UNIT
Length	6	m
Width	1	m
Total thickness	18	mm
Membrane thickness	2	mm
porous material thickness	16	mm
Overlap	30	mm
Weight	4	kg/m ²
Rolls per pallet	12	
m ² per pallet	72	m ²
Product Code	610083	-



1. High-density membrane
2. Porous material

INSTRUCTION FOR USE

An installation of the Acustidan 16/2 is shown in the following pictures:



1. Cut the product
2. Placement against wall
3. Clamp with insulation fixing
4. Insulation fixing in the overlap
5. In ceiling, install profile
6. Fix the product with screws

INDICATIONS AND IMPORTANT RECOMMENDATIONS

- The solution proposed floating ceilings for the commercial premises can not be gone through the technical installations.
- The finishing of plaster on the brick walls must have at least a thickness of 1 cm.
- To cut Acustidan 16/2 a low rpm manual machine should be used: MAKITA 4191 DW water cooling system or similar, with cutting asphalt disc 85 – 6 MAKITA. ELYWOOD SAW BLADE 3 - 3 / 8" x 15 mm.
- If a battery drilling machine is used (never plugged into the net) the drill bit should be immersed in water to avoid the asphalt from sticking to it.
- Check the product's technical sheet on safety.
- For further information, please contact our technical staff.

WARNING

The information that appears in the following document makes reference to the uses and utilities of danosa's products and systems, and it is based on the knowledge that have been learnt until present, by Danosa. This is only possible if products have been stored and used in an appropriate way.

Nevertheless, Danosa is not responsible for unsuitable uses of the products neither any other facts, such as meteorological facts. So Danosa is just responsible for the quality related to the provided products.

Danosa reserves the right to carry out modifications without previous notice.

The values that appear in the technical sheet are the results of the tests that have been performed in our laboratory. April 2012.

Web site: www.danosa.com E-mail: export@danosa.com Phone number: +34 949 888 210